



Powder Coated Aluminum Louvered Pergola 3x4x2.8m , Modern Motorized Metal Pergola

Our Product Introduction

Basic Information

- Place of Origin: Guangdong China
- Brand Name: Oasis
- Certification: CE ROHS
- Model Number: V22
- Minimum Order Quantity: 1 set
- Price: USD 871USD ~4000USD or more based on the sizes
- Packaging Details: Cardboard Rigid Carton With Plywood at outside to consolidate
- Delivery Time: 7~12days for the samples ,30 days for the official orders
- Payment Terms: T/T
- Supply Ability: 5000 Square Meter/Square Meters per Month



Product Specification

- Material: Aluminium Alloy 6063-T5
- Colour: Dark Grey /White/Custom Made Colour
- Frame Finishing: Powder Coating
- Feature: Eco-friendly ,Easy Assembly ,Sustainable ,Rodent Proof ,Waterproof ,Renewable Source
- Product Name: Aluminium Louver Blade Pergola
- Application: Garden/Backyard/Supermarket /Mansions/Buildings/Balcony/Swimming Pool/House
- Function: 100%Waterproof /Sunshade
- Type: Heavy Duty Type /Motorized And Adjustable
- Warranty: 1 Year Warranty And Maintenance For The Whole Set ,2 Years Warranty And Maintenance For The Motors
- Guarantee: 10 Years Still Good Quality As For The Aluminium Strong Materials

for more products please visit us on awning-pergola.com

Product Description

Powder Coated Aluminum Louvered Pergola 3x4x2.8m , Modern Motorized Metal Pergola

Product Specification			
Product Name	Aluminium louver blade pergola	Product Features	Waterproof outdoor roof system/Drainage system
Materials	Aluminium Alloy-6063T5	Aluminium Louver blade	180*43mm*1.6mm
Aluminium Post	150*150mm *2.5mm	Aluminium Gutter	123*170mm*2.1mm
Angle Adjustable	0~100degrees	Frame Colour	Dark Grey ,White /Custom made
Application	Outdoor ,balcony ,garden ,backyard,mansions ,buildings,courtyard	Warranty	1 year for the whole set.2 years for motor
Aluminium Thickness	1.6mm~2.1mm	Frame Finishing	Powder Coating
Size:	400*300*2800mm 400*400*2800mm 4000*5000*2800mm 4000*6000*2800mm 4000*8000*2800mm		
Operation	Either motorized with the remote control or manual with hand crank		
Power component	Dooya Motor ,A-motor(CE ,ROHS ,TUV ,UL,SGS)or gear box & hand cank (manual)		

Features:

- 1.All Aluminium Alloy louver materials for the products
- 2.Patented leading technology all full sealed for the products in the markets ,Patented Products
- 3.Wind-resistant ,Waterproof ,sun shading and heat insulation ,ventilating
- 4.Closed ,half-open,fully-open for the louver blades of the pergolas
- 5.Hidden Led lights:Soft LED lights are hidden into the blades ,not dazzling ,remote control for the lights,perfecting the night .
- 6.Hidden drainage system : Louver blade pergola has good hidden drainage system ,water goes into the the hidden blade gutters in the roof ,flow into the side gutters and the posts ,outlets in the bottom of the posts
- 7.Fully sealed rubber strips built in all sides of the louver blade ,EPDM Raw Materials
- 8.Assembly ways : Independent installation ,Mount the side against the wall ,Splice Installation

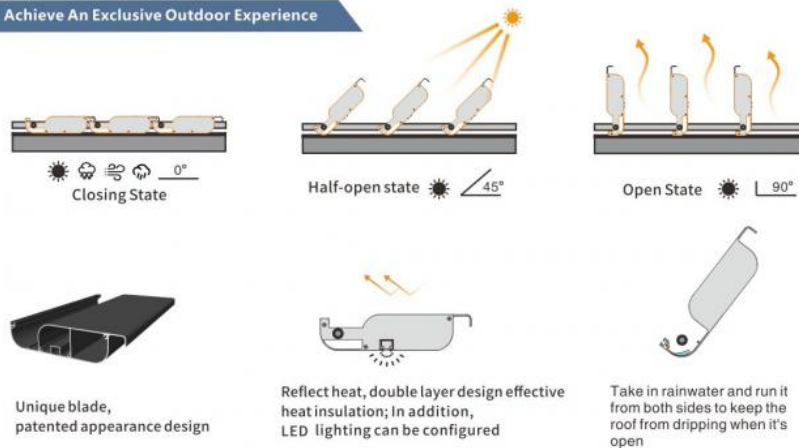
Advantages of our products Louver blade pergolas

1.This Design of Louver blade of the pergolas :It is with the best force to hold ,it is very strong,also force bearing is very good ,so the louver blade is with the best quality ,not easy to get broken or transform,with the best safety for a lot of real estate ,home decoration projects and so on ! We use all aluminium alloy 6063T5 Aluminium for the materials of the louver blade ,posts ,gutter ,best result and the best quality for the outdoor real estate ,buildings ,home decoration projects and so on ,with the best safety advantages . Our products are with the patents from China Intellectual Property Administration ,also with a lot of certifications of honor.Our products are patented ,which means that our products mould belongs to us ,we have the copyrights of the products ,our products are with our own good thoughts of our designers ,the design is very professional ,reasonable ,scientific ,with the best quality !

Side with different products



Achieve An Exclusive Outdoor Experience

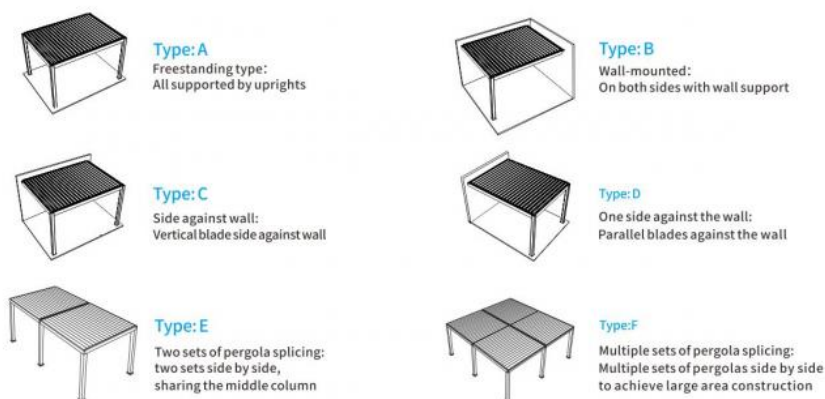


2. Fully Sealed Rubber with the best protection function : The Louver blade Fully Sealed, this technology is all patented, we can make a difference to bring you the best result for the waterproof, best protection against the rain. Furthermore, we use 150x150mm big post 2.5mm and 123x170mm 2.1mm big gutter, thicker materials, it can process a rainfall with more than an intensity of 0.04 to 0.05 l/s/m², drain out the heavy rain quickly. Fully Sealed Design can make sure of the best quality for the protection from the rain, inside the pergolas, with the all aluminium accessories, it is gonna be with the best advantages, it is with the best quality, not able to get rusted, get corrosive.



3. Installation Methods

Design and fixation mode



4. Technical Parameters

Technical Parameters

Frame material: 6063-T6 aluminum alloy extrusion

Screen size: 220mm wide, effective waterproof design

Louver material and function : 6063T6 UV resistance, snow resistance, pressure resistance

Motor: Domestic motor

General voltage : 220V General (special custom)

Control mode: Remote control


Rotation Angle: 0°C~90°C, press and stop

Dimension : Length direction: L≤6m Width direction ≤6m

Color: Sky Grey

Surface treatment : Powder spray Anodizing

5. Your Best Choice



6. Tips of The Products

Installation Methods Sharing :

1. Planning and Preparation:
 - Determine the installation location of the pergola and ensure the ground is flat and solid. Carry out foundation construction as needed, such as pouring concrete foundations or installing ground anchor bolts. Also, check if the installation area meets the size requirements of the pergola.
2. Assembling the Frame:
 - Assemble the various components of the aluminium frame according to the manufacturer's instructions. Ensure the connection parts are securely installed and the screws are tightened.
3. Fixing the Frame:
 - Place the assembled frame at the predetermined position and firmly fix it to the foundation or installation surface using bolts, expansion screws, or other suitable fixing methods. Before fixing the frame, make sure the position is accurate. You can use tools like a spirit level to check the horizontality and verticality. If welding connectors on the columns of the main structure to fix the frame, pay attention to the welding quality and carry out anti-corrosion treatment.
4. Installing the Louvered Blades:
 - Install the louvered blades onto the frame one by one according to the design requirements. Ensure the blades are securely installed and can be adjusted flexibly.
5. Adjustment and Testing:
 - After the installation is completed, check if the adjustment of the louvered blades is smooth and whether it can achieve the expected shading and ventilation effects. Adjust the angles of the blades to meet different light and privacy needs. Also, check if the entire pergola structure is stable.
6. Completion Work:
 - Carry out necessary cleaning work to remove debris and stains generated during the installation process.

Precautions:

1. During handling and installation, handle with care to avoid violent impacts that may cause deformation or damage to the aluminium components.
2. Before installation, inspect the aluminium frame to ensure there are no surface damages or defects.
3. Follow the manufacturer's installation instructions precisely to ensure the pergola is installed correctly and safely.
4. Make sure you have the necessary tools and equipment for the installation process.
5. If installing on an uneven surface, additional measures may be needed to ensure stability.
6. During the installation, pay attention to personal safety and use appropriate protective equipment.

7. We will share you the installation files to guide you with the best methods

FAQ

Q1. Are you trading company or manufacturer?

A: We are a manufacturer specializing in the field of outdoor electric louver blade pergolas ,full cassette awnings ,retractable awnings carports ,custom made awnings for 27 years !

Q2. What is your warranty and maintenance for the products ?

A: 1 year warranty for the whole set products ,2 years warranty for the motors .

Q3. What is the delivery time for the orders ?

A: 7~10 days upon the receipt of full payment for the sample orders
30~45days upon the receipt of full payment for the official large quantity orders

Q4. How can I install the pergolas and awnings products in my country?

A: We send you the instruction files of the installation for the pergolas and awnings

Q5. What terms of payment you usually use?



A: T/T 30% deposit and 70% before shipment, Western Union, L/C at sight.



Rain or Shine,Cold or Hot!
Our Pergolas Are As Firm As Rock!
We can make a difference !
We can bring you something New something Different !
We can provide you the best solutions for the outdoor awnings!

Guangzhou Royal Awning Co;Ltd

 **OASIS Awning** Guangzhou Royal Awning Co., Ltd.

 86-18924187823  Royalawning@163.com  awning-pergola.com

Add:No.809XingnanAve,Nancun Town,Panyu District,Guangzhou city,China